

From Cupboard to Creativity Project

Oct 2021 - Row by Row Quilt

Theme this month: Framing Fun

Hi Everyone,



For something a little different this month I have chosen the theme of "Framing Fun".

I have been doing some small stitcheries of butterflies while at meetings and in the evenings, and I decided they would fit in with the colours of my gingham quilt, so I wondered how I could set them with a common frame style in each block, just changing the colours across the row.

I have found some ideas you may consider for your row — use your feature in the centre of a block like the Baton Rouge block

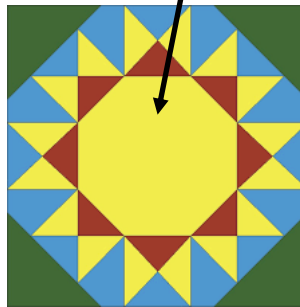


Or use this simple frame style or perhaps this style.



Another option would be to replace the on-point square in this Crown of Thorns

Use the centre square on a Rising sun block.



There are many more blocks that you could use as a Frame to set your special themed pieces.

For your common theme - Think of it as a print, fussy cut from a fabric you love, or maybe you have machine embroidery pieces or some applique, or as I do, stitchery.

You may want a completely different look — here are some other ideas I found.

Use lace to make the frame, or have a circle or oval shape—explore how you will create your row making Framing Fun

Have Fun this month.

Jan P

