

## From Cupboard to Creativity Project

Sep 2021 - Row by Row Quilt

Theme this month: **Opposite colours in Mirrored Shapes**

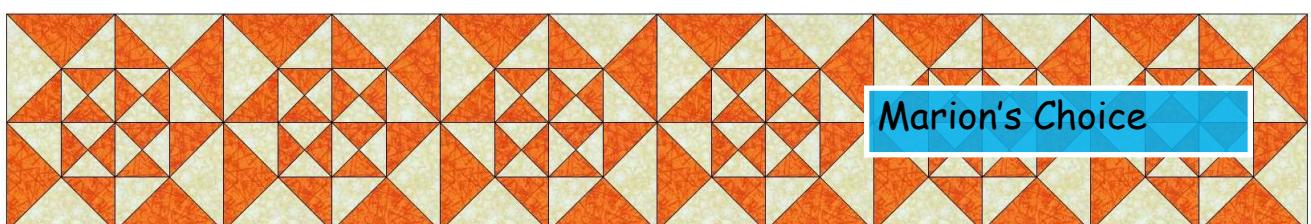


Hi Everyone,

This month I have chosen to play with blocks or units where the colours swap places across a block or unit made up of mirrored shapes.

Imagine folding the block in half (on square of diagonal lines), as the two sides come together the shapes are the same but the colours have swapped.

I have given rows of examples here—some you may recognise such as Hunter's Star below.


For each row I show the block and the unit. Try finding some of your own.



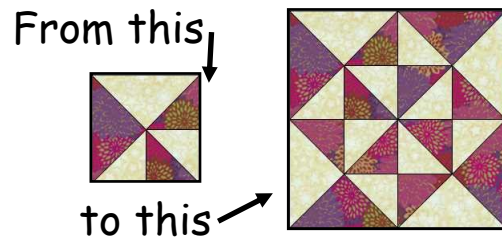
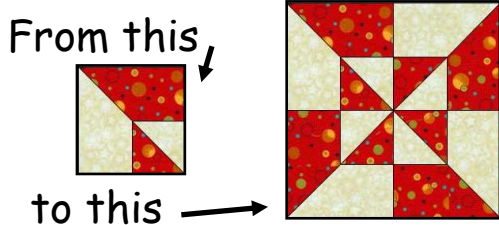


# Ideas for mirrored shapes

Rows made from blocks that have opposite colours when folded as a square or on diagonal into quarters



Beginner's Joy





Peace & Plenty


More rows & blocks below with same concept



King's X



Squire Smith's Choice



End of Day

Try different colours for each block in your row, or use more than 2 colours in a block. Watch for secondary patterns & have fun playing with your rows this month. Jan P.