



## From Cupboard to Creativity Project

April 2020 - Add a border that expresses movement.

Hi Everyone,

We are in our 4th month of our Borders challenge.

It does not matter how you interpret this Monthly Cupboard to creativity challenge.

You could be starting a new project and choose to add a border to a single block, or you may be creating a medallion quilt as you add the theme each month.

My intention is to give you something to play with while you are using what you already have in the cupboard. Now in our lockdown and self isolation situation, we have the perfect time to focus. You may just start by sorting out and tidying your space while you think about what you want to do.

You may have projects that some time ago you put aside; this is a great time to get them out and finish them or move them on.


What do I mean by expressing movement—you could think about how the eye is drawn through the design of the border

using colour or shape or line,  
traditional or more modern



It could be things trailing vines,


Feel like trying curves,



What about a more jagged element that is more dramatic.




It could be something that indicated movement to you -  
a person, horse, car, train etc



You are not restricted in the process — maybe applique, or stitchery

Think of project you want to work on, use some of these ideas to get you started, or any of your own and see what you can create this month.



Stay safe & Have Fun.

Jan P.